
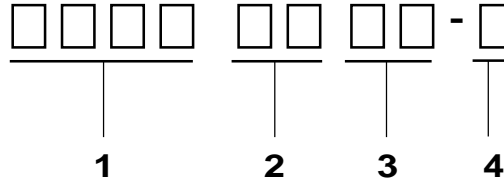


AFH TYPE

EMI SUPPRESSOR



PRODUCT IDENTIFICATION



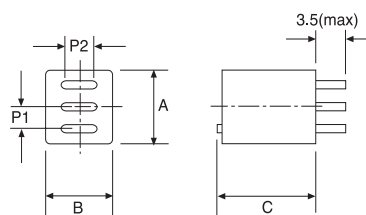
- 1) PRODUCT SYMBOL
- 2) A DIM.
- 3) B DIM.
- 4) D: DIP TYPE, S: SMD TYPE

APPLICATION

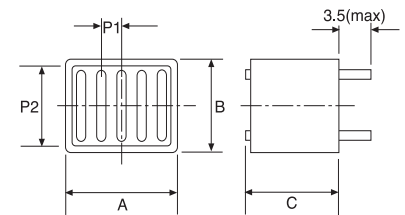
- Filtering of power input pins of oscillators or logic devices using high speed dock.
- Filtering of low frequency input/output signals entering/exiting shielded enclosure.
- High frequency filtering of medium speed docks and video signals.
- Preventing oscillation in high frequency amplifier.

SHAPE & DIMENSION

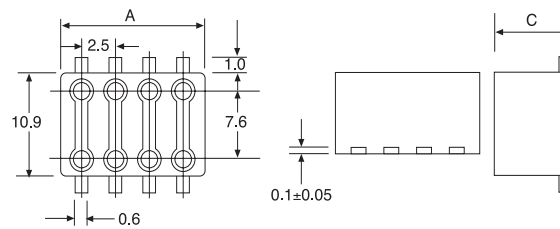
AF6H TYPE



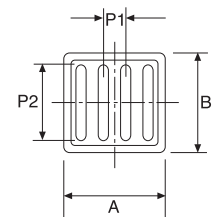
AF10H TYPE



AF8H SMD TYPE



AF8H TYPE



Part No.	DIMENSION (m/m)						
	A	B	C	P1	P2	IMPEDANCE(Ω)	
						25MHz	100MHz
AF6H1008-D	10.88	8.34	10.54	2.54	7.62	180	245
AF6H1008-S	10.88	8.34	11.40	2.54	7.62	180	245
AF8H1010-D	10.88	10.88	10.54	2.54	7.62	200	300
AF8H1010-S	10.88	10.88	11.40	2.54	7.62	200	300
AF10H1310-D	13.42	10.88	10.54	2.54	7.62	200	300
AF10H1310-S	13.42	10.88	11.40	2.54	7.62	200	300

1. Measurement are made on a 1 "Length of #22AWG TCW between the probe terminals of HP4191A impedance Analyzer.
2. Z values are for inner holes.
3. Impedance (Z) given is typical and is in ohms for 1 turn.
4. C dimension can be modified to meet customer's demand for each types.